



PADI

SM

GoPro

IN KENYA



Divemaster & Instructor Training



OceanTribe

CALL +254 700 934 854

www.oceantribe.co

WELCOME TO DIANI BEACH 4

PADI DIVEMASTER COURSE 6

DIVEMASTER ROLE &
ASSISTING IN TRAINING 12

PADI DIVEMASTER
COURSE 18

WHAT WILL MY
DIVEMASTER COURSE
COST? 18

PADI IDC COURSE 20

REASONS TO CHOOSE
OCEAN TRIBE FOR YOUR
IDC 21

PADI IDC eLEARNING 22

WHAT HAPPENS ON THE
PADI IDC? 23

MORE REASONS TO
CHOOSE OCEAN TRIBE
FOR YOUR IDC 23

PADI INSTRUCTOR
TRAINING DATES 2022
28

IDC ITINERARY (2019
UPDATE IDC) 29

PADI IDC 30

WHAT WILL MY PADI IDC
COST? 30

DIVE CAREER INTERNSHIPS 31



PADI 5 Star IDC #24952

Website oceantribe.co

Tel +254 700 934 854

WhatsApp +254 700 934 854

Email idc@oceantribe.co



“If today were
the last day of
my life. Would I
want to do
what I am
about to do
today?”

- Steve Jobs



facebook.com/Diveproafrica



[@oceantribekenya](https://instagram.com/@oceantribekenya)

Karibu

Welcome to Ocean Tribe. We are a PADI 5 Star Instructor Development Center, located in the paradise location of Diani Beach, Kenya.

Offering daily dive trips to the coral reefs in Diani and Kisite National Marine Park and PADI scuba diving courses from beginner to IDC Staff Instructor level, Ocean Tribe is the ideal location to complete your PADI professional training.

PADI pro courses including the PADI Divemaster program and the PADI Instructor Development Course (IDC) are run at Ocean Tribe and we also offer training in over 15 PADI Specialty Instructor ratings, Disabled Divers International (DDI) and more.

Courses can be residential at local participating accommodation and for those who would like to take advantage of package pricing we offer full dive career internships to Divemaster and Instructor from whatever diver level you are now including beginner.

We look forward to welcoming you to do your PADI Pro training with our dive team and enjoying your time in one of the most beautiful, welcoming places on the planet.

Welcome to Diani Beach!

Your Dive Pro Training in Paradise

PADI Divemaster

Take the first step on the
PADI Professional Ladder in
Paradise

Lead, Mentor, Guide, Assist



SCAN ME

Lead, Mentor, Motivate



The PADI Divemaster course is the first professional level in the PADI Diver System. When it comes to scuba diving coral reefs, Kenya is up there with the best of them.

The PADI Divemaster course consists of a mix of dive theory, workshops, stamina tests, practical skills assessments and practical experience.

Ocean Tribe's dive base in Diani Beach is located on one of the world's top 10 rated beaches and consistently rated the best in Africa. The palm tree-lined white

powder sands run down to azure waters where the fringing coral reefs can be found only 100m off shore.

First up you will sit an Orientation with your allotted PADI Instructor who will be responsible for supervising your entire course and overseeing your PADI Divemaster course schedule from Day one. They will be your 'mentor' and explain the process to you.

You will spend some of the course 'assisting student divers in training' and although you will have the opportunity to assist a variety of

our Instructors, when possible you will assist your mentor.

We will schedule your training in sequence, building up your diving skills, confidence and experience step by step whilst you enjoy Diani Beach's fantastic scuba diving and marine life. These include a wreck, spectacular coral reefs and more.

As you progress through the PADI Divemaster course you will become more responsible for dive shop activities in the Divemaster role.

- Boat & dive centre logistics
- Assisting our certified PADI Divemasters with certified divers
- Delivering briefings to divers
- Assisting our Instructors with student diver training
- Guiding certified divers on underwater tours
- You can dive as much as you want so expect to log many dives, working together with people from all over the world.



KNOWLEDGE DEVELOPMENT



Do I Need to Buy the Dive Theory Online?

In straight answer no. You have the option to purchase either a physical or digital PADI Divemaster Crewpack. There are of course physical products such as your Divemaster slates but everything else is available as a digital product. The physical DM crewpack contains an Encyclopedia of Recreational diving book. The Dive Theory Online is a great product for using during both the PADI Divemaster Course and the PADI IDC but is not a compulsory purchase but is rather an extra add-on.

The knowledge development section of the PADI Divemaster course consists of the PADI Divemaster manual where you will read the chapters and answer the knowledge reviews. Your PADI Instructor will go through these with you and fill in any gaps in knowledge. You will also study the PADI Encyclopaedia of Recreational Diving for the remainder of your dive theory before completing a final exam. During your studies, your PADI Instructor will be happy to explain anything you are finding hard to understand and make sure you know it.

Study Topics Include

- Physics
- Physiology
- Decompression Theory
- Equipment
- Divemaster Conducted Programs
- Supervising Certified Divers
- Assisting with Student Divers in Training
- Dive Skills & The Environment

For those of you who prefer to do everything digitally and save some time on the Divemaster course then it is possible to do the PADI Divemaster course with Dive Theory Online PADI eLearning.

DIVE SKILLS

A major part of the PADI Divemaster course is developing exemplary dive skills. These include the dive skills from the core PADI Open Water Diver course, PADI Advanced Open Water Diver course and the PADI Rescue Diver course. There are also other dive skills required to be a PADI Divemaster including search and recovery diving and deep diving. You will be able to practice your dive skills under instructor supervision, to get them towards demonstration quality before undergoing a full evaluation of the 24 basic dive skills.

It is not just standard dive skills from the PADI courses where your abilities will grow. You will also:

- Dramatically improve your own diving skills and air consumption.
- Better buoyancy
- Better movement in water
- Better navigation. You will be the leader rather than always following a guide
- Better air consumption
- Learn to read currents and understand tide tables and tides
- Experience a range of diving conditions

DIVEMASTER ROLE & ASSISTING IN TRAINING

One of the major roles of a PADI Divemaster is to act as an assistant to a PADI Instructor during PADI diver training. This can consist of many roles including control, demonstration assistance, course logistic preparation, dive guiding, equipment troubleshooting and more. During the PADI Divemaster course you will be frequently working assisting Ocean Tribe PADI Instructors during real PADI dive courses (if there is not a required course happening at that time then simulations will substitute).

As a PADI Divemaster trainee you become a working part of the dive centre crew. On your PADI Divemaster course you will work as a PADI Divemaster in all the roles that a Divemaster might fulfil.

- Dive and boat briefings
- Accounting for Divers
- Customer welcome in the morning
- Assisting with equipment setup
- Managing dive boat roster
- Leading divers underwater
- Assisting with dive centre logistics
- Assisting with student divers in training
- Equipment maintenance

We will actually give you genuine dive centre work experience as part of your PADI Divemaster course so that you are well equipped when you go out to work following graduation as a PADI Divemaster. You will also be required to prepare an Emergency Action Plan for a dive site and also do a mapping project of a dive site.

DM CONDUCTED PROGRAMS

During your PADI Divemaster course you will also be required to give demonstrations to your PADI Instructor that you are able to run the PADI Divemaster conducted programs. These are PADI programs that PADI Divemasters are able to run and teach independently of a PADI Instructor. These include:

- Discover Local Diving
- PADI Discover Snorkelling
- PADI Discover Scuba Diving (Confined Water)
- PADI Skin Diver

SWIM EVALUATIONS

Watermanship evaluations are required as part of the PADI Divemaster course, to ensure you are able to maintain yourself well in the aquatic environment. The swim evaluations are timed and consist of:

- 400m swim
- 800m Mask, Fins and Snorkel Swim
- 100m Tired Diver Tow
- 15 minute tread/float

In addition to those swims there is also a team building exercise where you will perform a scuba equipment exchange with another diver underwater, whilst buddy breathing.

FREQUENTLY ASKED QUESTIONS

How Many Dives Will I Do?

If you take just the express 14-day PADI Divemaster Course express program you'll do 10-16 ocean dives. The longer you stay, the more dives you will do. Any additional weeks you stay will be packed full of diving. You should bear in mind when booking how long you will need. 40 logged dives are needed to start the PADI Divemaster course and at least 60 logged dives are needed to be signed off in addition to fulfilling the rest of the performance requirements.

Can I Get Discounted Equipment?

We believe that all dive professionals should be equipped with their own scuba equipment. While we do offer the ability to use rental equipment during your PADI Divemaster course in Kenya, we do insist that you should have your own mask, snorkel, fins and dive computer. We offer a set of these for a discounted rate and you can get a special full equipment packages (shown below) when booking. All equipment is brand new good quality from Aqualung, ScubaPro, Beaver, Mares and other top manufacturers.

Can I Get Accommodation?

We can book accommodation near our dive centre based on your budget. Prices start from about USD 15 per night / USD 400 per month. There are various accommodations near our dive centre. All have own bathroom, some with hot water, some with cold water, some with air-con, some fan-cooled, some with kitchen, some with bedroom only. After you confirmed your Divemaster course our Reservation Crew will work with you to book something suitable before you arrive.

How Long Does the PADI Divemaster Course Last?

While we do offer an express package 14 day PADI Divemaster course which will meet the minimum requirements for becoming a PADI Divemaster it is much better to excel rather than take just the bare minimum. We strive for excellence and want to make you the best PADI Divemaster you can be.

- Do lots more great diving (the diving in Kenya really is great)
- Improve your air-consumption, your buoyancy, your general diving skills
- Get more hands-on experience guiding divers in the ocean
- Get more hands-on experience helping students in the pool
- Get more hands-on experience assisting PADI Instructors on dive courses in the ocean
- Meet more friends, have more fun, more excitement and more laughter
- Who doesn't want to spend more time in Diani?

WHAT WILL MY DIVEMASTER COURSE COST?

All rates are in United States Dollars except where stated in British Pounds, include VAT and are valid until 30-04-2022

PADI DIVEMASTER COURSE

	1 Person
PADI Divemaster Course	\$999
PADI Divemaster Crewpack	\$299
PADI Divemaster Application	£110
PADI eLearning - Dive Theory Online (optional)	\$180

Prices do not include PADI application fees or PADI student materials for the course (See Below For Prices)

“All of your dreams can come true. If you have the courage to pursue them”

– Walt Disney

PADI IDC

Become a PADI Diving Instructor with Leading PADI Course Director Mark Slingo

Embrace a life of awesomeness!



SCAN ME

Is it time for your **PADI Instructor Development Course (PADI IDC)** in Kenya?

The PADI IDC which is being taught to the brand new 2019 updated curriculum incorporating PADI Touch eLearning is with **Award-Winning PADI Course Director Mark Slingo**. When it comes to scuba diving coral reefs, is up there with the best of them.

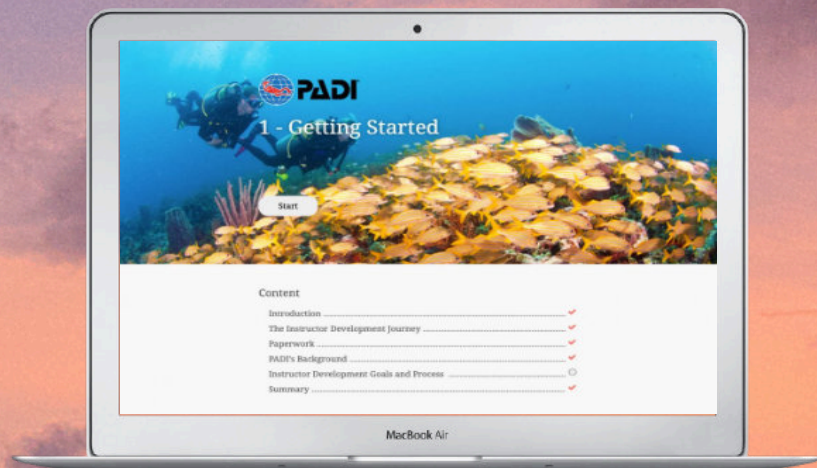
Ocean Tribe's dive base in **Diani Beach** is located on one of the world's top 10

rated beaches and consistently rated the best in Africa. The palm tree-lined white powder sands run down to azure waters where the fringing coral reefs can be found only 100m offshore.

The Ocean Tribe **PADI Instructor Development Course** incorporates the **Assistant Instructor Course** and the **Open Water Scuba Instructor Course**. The whole program takes place over 7-10 days, followed by a 2-day instructor exam, conducted by an incoming PADI Instructor Examiner.

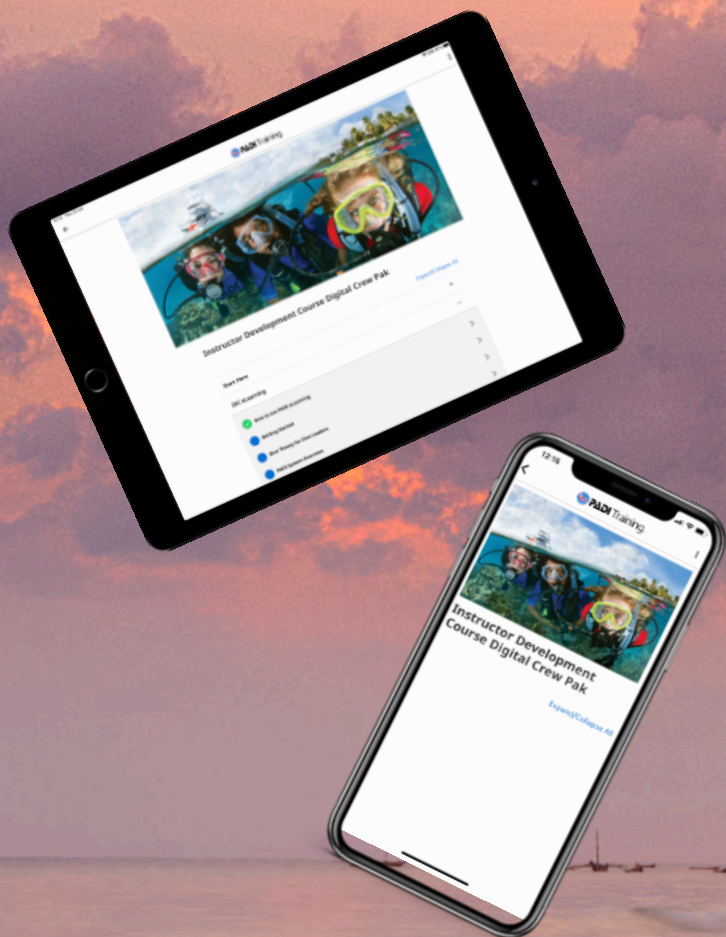
REASONS TO CHOOSE OCEAN TRIBE FOR YOUR IDC

- 1. IDC Preparation Course FREE of Charge!**
- 2. Worldwide Recognised PADI Instructor Development Centre** with very experienced PADI Course Director and IDC Staff Instructors.
- 3. Small group sizes** at a ratio of 6:1 or smaller.
- 4. Individualised counselling and feedback** regarding your performance.
- 5. FREE** Extra workshops to prepare you for working as a PADI Instructor. CV Preparation, Website Design, Social Media Promotion
- 6. Job Seeking Assistance** following graduation
- 7. FREE** team teaching module following IDC. Assist teaching PADI courses under supervision of a Tribe instructor, earning certs & experience.



PADI IDC eLearning

Prior to your PADI IDC you will complete the PADI IDC eLearning presentations on a tablet or laptop. This will also include a studying your PADI Guide to Teaching (also available in the PADI Training App) and your dive theory from the PADI Divemaster Course. You will also take the time to become more familiar with your PADI Instructor Manual.



What Happens On The PADI IDC?

During the PADI IDC, you will take part in a number of workshops to learn the art of teaching students and setting up your teaching scenario for safety and accomplishing the skills. You will take part in presentations from our PADI Course Director Mark and PADI IDC Staff Instructors, about the skills of teaching, marketing and working in the scuba diving industry. There will be a number of pool sessions in which you will take part in graded presentations when you are put in the scenario of an instructor teaching a skill to a number of students. You will also give short academic presentations on set questions to your PADI Course Director. Finally, there are a couple of days in the ocean when you focus on being graded on teaching the open water segments of diver courses.

There is also the option to complete the Emergency First Response First Aid and CPR Instructor program during the course which is necessary to be able to teach the Rescue course when you are a certified instructor. Following on from the course we can look at getting you some PADI Specialty Instructor ratings to move you up the PADI Instructional ladder.

MORE REASONS TO CHOOSE OCEAN TRIBE FOR YOUR IDC

8. Lunch provided during training days

9. FREE Wifi access at the dive centre and the accommodation

10. AMAZING DISCOUNTS on scuba equipment.

11. DISCOUNTED AFRICAN SAFARI PRICES for Ocean Tribe graduates to go and see the wonders Kenya has to offer.

12. FREE PADI Adaptive Techniques Instructor Course included with every IDC (you just pay manual and PADI fees \$132)

13. Leading **Disabled Divers International Instructor Training Centre** with the DDI Director of Training conducting courses.

14. Candidate pack includes **FREE** water bottle, T-shirt and Ocean Tribe Rash Guard

The Ocean Tribe PADI IDC Online classroom has been developed to assist PADI Instructor candidates taking their PADI IDC.

Whether you take the option of completing the full PADI IDC in Kenya or opt to do some of the PADI IDC online with live presentations completing the practical work in Kenya, the IDC online classroom can be of great help to you.

WHAT IS INCLUDED IN THE OCEAN TRIBE PADI IDC ONLINE CLASSROOM?

• Full IDC Preparation Guide

The Ocean Tribe Google Classroom provides a full guide to preparing for your PADI IDC. Information includes what pre-study and PADI eLearning to complete, what equipment you will need, pre-study tips and even what paperwork you will be required to complete.

• IDC Video Guidelines

We have put together a collection of the best instructional videos around to help you understand dive theory concepts, dive laws, and skill demonstrations. An invaluable training tool for your PADI IDC preparation.

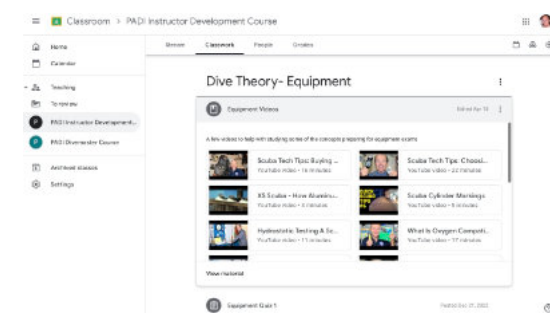
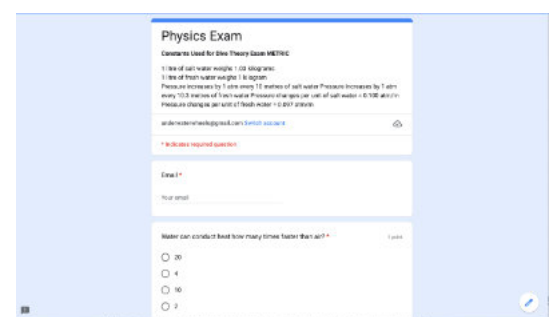
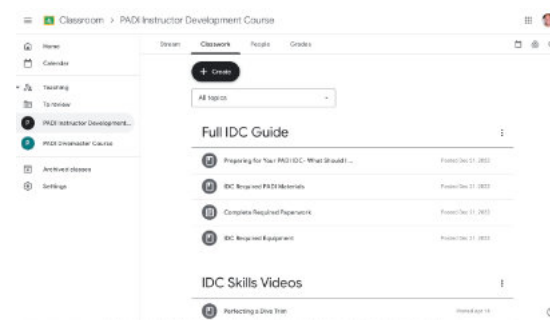
• IDC Training Guides

The IDC Online classroom includes diagrams and written explanations of concepts, how to answer physics, RDP questions, and more. Make sure you are up to date on your dive theory before starting the IDC.

• Feedback Zone for Questions and Answers

Not sure about a concept or want further clarification before the PADI IDC? Then you can use the questions and answer areas on each section to get clarification from our PADI Course Director or PADI IDC Staff. We can even live chat with you if available via the online classroom or Whatsapp. Always remember the only stupid question is the one you don't ask.

online classroom



 **OceanTribe**

The Safari IDC

INSTRUCTOR TRAINING IN A PLACE LIKE NO OTHER

COMING IN 2024



DIVE SAFARI
ADVENTURE
WELCOME TO KENYA

Prerequisites To Begin The PADI IDC?

What Do You Need to Start Your PADI Instructor Course?

- PADI Divemaster or:
 - an instructor member in good standing (renewed or eligible to renew) with another recognized recreational diver training organization.*
 - have a leadership-level certification in good standing (renewed or eligible to renew) with another recognized recreational diver training organization;* 60 logged dives; documented experience in night diving, deep diving and underwater navigation.
- 18 years old
- Medical clearance attesting to dive fitness signed by a physician within the previous 12 months, and have had no medical condition changes.
- Certified diver for at least six months.
- Completed the EFR Primary and Secondary Care course, or other qualifying training, within the last 24 months. Note: Emergency First Response Instructor (or qualifying rating) is required for Open Water Scuba Instructor certification.
- If not a PADI Divemaster, successfully complete the PADI Divemaster course diver rescue skills assessment.
- Documentation of any non-PADI qualifying entry level, advanced, rescue and leadership level certifications* as required.



PADI IDC Required Materials

What Manuals and PADI Materials do you Need to Complete the PADI IDC?



PADI INSTRUCTOR DEVELOPMENT COURSE REQUIRED MATERIALS

PADI Instructor Manual	PADI Skill Practice and Dive Planning Slate	Divemaster Final Exams booklet
PADI's Guide to Teaching	Open Water Diver Quizzes and Exam booklet	Skill Development Preparation slate
PADI IDC eLearning		The Encyclopedia of Recreational Diving/ Dive Theory Online
PADI Peak Performance Buoyancy, Coral Reef Conservation and Project AWARE Specialty Course Instructor Guides	PADI Advanced Open Water Diver Manual or eLearning	Aquatic Cue Cards for Open Water Diver, Advanced Open Water Diver, Rescue Diver, Divemaster and Discover Scuba Diving
PADI Open Water Diver Manual or eLearning	PADI Rescue Diver Manual or eLearning	
RDP Table and eRDPml	Rescue Diver Final Exams booklet	Diving Knowledge Workbook or eRecord for Dive Theory Online
	PADI Divemaster Manual or eLearning	

Your PADI IDC Crewpack includes PADI's class-leading Instructor Development Course (IDC), on a new Digital platform, supporting the curriculum for 2020 and beyond. **Includes all Digital presentations plus all the required, hard-copy slates.

Not included are the PADI student manuals for the student level courses such as Open Water, Advanced, Rescue and Divemaster. For those of you doing PADI Specialty Instructor courses then the digital PADI Specialty instructor manual can be purchased or individual PADI Speciality Instructor outlines.

The EFR Instructor manual is included in digital form.

The CD

PADI Course Director Mark Slingo

From watching James Bond movies and the classic Flipper episodes as a kid, Mark was obsessed with the underwater world. Originally from Great Britain after years of snorkelling and free diving on holiday, he finally earned his Open Water Diver scuba certification on the Great Barrier Reef in Australia, travelling around the world on his GAP year.

Mark continued to dive on holidays and after completing a bachelors degree at Newcastle University, Mark travelled to Thailand to become a Divemaster. Enjoying himself so much working on dive boats, he elected to stay and become a diving instructor.

Just a few weeks after Mark became an instructor, tragedy struck. A fall from a third floor left Mark paralysed from the waist down. He was hospitalised for four months in the spinal unit in the UK. But he considers that the thought of being able to scuba dive kept him going. And true enough just three weeks following Mark's discharge from the spinal unit, he was invited back to teach in his former job in Thailand by his mentors top PADI Course Directors, the late Stephen Blumenthal and Russell Martin.

Delighted that he could still teach



as a dive instructor, and wanting to pass on that gift to other divers, Mark specialised in working with divers with disabilities. At the same time he worked as part of a busy dive centre team, earning higher instructor certifications until in March 2008 he attained the highest PADI Instructor rating possible for anyone. PADI Course Director. He is at the time of writing the first and only wheelchair user to ever attain this rating.

After becoming a PADI Course Director Mark worked in Egypt, and Phuket & Bangkok, Thailand before setting in Kenya teaching diving courses. The culmination of Mark's experience and hard work were rewarded when Mark finally opened his own dive centre Ocean Tribe in 2015. He strives to maintain the highest

possible standards of diving instruction and dive trips at Ocean Tribe and introducing people to the wonders of Kenya's superb diving.

In addition to his work for Ocean Tribe, Mark is also the Director of Training for Disabled Divers International, the world's leading disabled diver training organisation. He travels around the world teaching Divemasters and Instructors to work with disabled divers and instructor trainers how to teach the instructor courses for pros who wish to work with handicapped people.

In 2017 Mark received the prestigious Platinum Pro 5000 award. This is an award that only a select few of the most elite and prominent divers (including Jacques Cousteau) in the WORLD have been privileged enough to attain.

Mark is a superb choice to come to to complete your dive professional training or simple do a dive course with. He loves just going for a dive too so often you will find he's the one fighting to the front of the queue to lead divers.

Away From Diving

Mark is a massive sports fan following his various rugby, football and cricket teams as well as being a fanatical traveller and photographer when he gets the chance. Kenya gives him more than his fair share of opportunities to pursue all the interests without even having to leave the country, which is another reason (aside from the great diving) why he chose to be here.



"Diving is the greatest freedom, so lets get out there offering the wonders to as many people as possible"

DIVE CAREER HIGHLIGHTS

- 2004- Certified as a PADI diving instructor
- 2005- Certified as an IAHD Instructor Trainer
- 2008- Youngest PADI Course Director in the World at the time at 25 years old
- 2008- First and only wheelchair user to become a PADI Course Director
- 2008-Present – Taught PADI IDCs and DDI Instructor courses in Thailand, Egypt, Kenya, Tanzania, UAE, Oman, Australia, USA, Canada, Honduras, Puerto Rico, Kuwait, Costa Rica, Netherlands, Philippines, Indonesia, South Korea, China and UK
- 2013- Taught first ever DDI Instructor course in Australia
- 2015- Opened Ocean Tribe
- 2015- Appointed Director of Diver Training for DDI
- 2015- Trained first ever DDI Instructor Trainers in Australia and New Zealand
- 2015- Trained first ever DDI Instructor Trainers in USA & Canada
- Training supervisor on Award-Winning North American TV show "Invincible- Beneath The Surface"
- 2016- Awarded SSI Gold 500 Instructor
- 2017- Awarded SSI Platinum 1000 Instructor
- 2017- Awarded SSI Platinum Pro 5000 Diver
- 2018- Taught first PADI Adaptive Techniques Specialty Instructor Courses in Philippines, South Korea, Indonesia and China
- 2018- Certified as a PADI Freediver
- 2019- Received Award from Governor of Roatan for Services to the People of Roatan
- 2020/21- PADI Silver Course Director
- 2022- PADI Gold Course Director
- 2023 PADI Gold Course Director

PADI INSTRUCTOR TRAINING DATES 2024/25

	May	August	September	November	March
EFR Instructor Course	30 Apr	19 Aug	10 Sep	17 Nov	3 Mar
IDC Prep Course	1-2 May	20-21 Aug	11-12 Sep	18-19 Nov	4-5 Mar
PADI IDC (Dry Workshops)	3-10 May	15-22 Aug	13-20 Sep	20-27 Nov	6-13 Mar
PADI IDC (Practical Section)	11-18 May	23-30 Aug	21-28 Sep	28 Nov- 6 Dec	14-21 Mar
PADI Instructor Exam	19-20 May	31 Aug-1 Sep	29-30 Sep	7-8 Dec	22-23 Mar
PADI Specialty Instructor Courses	22-25 May	3-6 Sep	2-5 Oct	10-13 Dec	25-28 Mar
PADI IDC Staff Instructor	3-18 May	15-30 Aug	13-28 Sep	20 Nov-6 Dec	6-21 Mar

Equipment Discount

We believe that all dive professionals should be equipped with their own scuba equipment. While we do offer the ability to use rental equipment during your PADI Instructor Development Course (PADI IDC) in Kenya, we do insist that you should have your own mask, snorkel, fins and dive computer. We offer a set of these for a discounted rate and you can get **special full equipment packages** when booking. All equipment is brand new good quality from Aqualung, ScubaPro, Beaver, Mares and other top manufacturers.

IDC ITINERARY

IDC ONLINE LEARNING/ CLASSROOM WORKSHOPS

Each of the following workshops has corresponding eLearning sections from your IDC crewpak, which need to be completed **before** attending your IDC LIVE with Scuba Dive Online or the classroom workshops at Ocean Tribe. This will help you to understand and allow you to join in with the online sessions.

There are 16 eLearning topics to complete in total. It will make your IDC easier and more enjoyable if you complete *all* 16 before you begin day 1 with Scuba Dive Online. There are daily exams and knowledge development assignments given as homework, so the more prepared you are the easier your course will be.

Download everything from your eLearning including PADI Guide to Teaching, Open Water PLGs (lesson guides) all forms etc.

Day 1
(Before attending complete eLearning - Getting Started/PADI Systems overview/Dive Theory for Dive Leaders)

Orientation – Includes schedule for the week and what to expect from your IDC both online and in-water.

IDC Systems Workshop
This workshop is designed to familiarize you with PADI System components and their uses. You will learn the difference between standards and recommendations. Find what you need to know, do, or reference while conducting PADI programs by using the PADI Instructor Manual, Guide to Teaching and other reference materials.

Homework Assignment: Classmarker Standards and Dive Theory exams.

Day 2
(Before attending complete eLearning – Learning and Teaching/Discover Scuba Diving/ Conducting and Evaluating Knowledge Development)

IDC Learning and Teaching Workshop
Here you will develop an understanding of learning and instructional theories, and how they apply to scuba training with the PADI System. The value of performance-based training and defining mastery learning. Develop good judgment, handling real-world problems within standards.

DSD Workshop Read through standards in PADI Instructor Manual. How to conduct a DSD briefing, discuss confined and open water sessions and supervisions. How to Register DSDs using the PADI online processing centre (OLPC) Knowledge Development Presentations workshop Training in the Classroom. How to prepare and present teaching presentations using the PADI system and materials with and without media support. Prescriptive teaching and microteaching.

Prepare Knowledge Development Presentation #1

Homework assignment: Prepare Knowledge Development Presentation #1 from Open Water Course PLGs
Homework assignment: Classmarker Dive Theory exam

Day 3
(Before attending complete eLearning PADI Open Water Course/ Introduction to Teaching Presentations)

Knowledge Development Presentation #1 – You present.

Open Water Course -
Read through standards in the PADI Instructor Manual.
Open Water Set-up and Scheduling

workshop

Using **Jamboard** link emailed to you. This workshop prepares you to set up and schedule your own Open Water courses. You will work on virtual white boards to schedule courses in different areas under different circumstances.

Homework assignment: Prepare Knowledge Development Presentation #2 (Con-Ed, Rescue and DM)
Homework Assignment: Classmarker Standards and Dive Theory exams.

Day 4

(Before attending complete eLearning Confined Water Training/Open Water Training)

Knowledge Development Presentation #2 (Con-Ed) – You present.

Confined Water Training Workshop
Using **Jamboard** link emailed to you. During this workshop, you'll apply creative thinking and good judgment to choosing and using confined water training sites. Student and instructor positioning using interactive Jamboards.

Confined Water Teaching Presentations -

Evaluation slate review and preparing teaching presentations. Dry run of a confined water skill. Briefing, description of in-water practice and debriefing (in preparation for your

in-water skills)
Also integrates how to teach in Open Water.

Homework assignment: Knowledge Development Presentation #3 (No PLG)
Homework assignment Prepare confined water skill briefing.

Day 5

(Before attending complete eLearning Continuing Education and Leadership courses/PADI Quality Management and Licencing)

Present Knowledge Development Presentation #3 (No PLG) – You present. Confined water skill briefing – You present

Advanced Open Water Course - Read through course standards in PADI Instructor Manual. (Moving straight into Con-Ed workshop)

Con-Ed Workshop – Learn how to link courses. Schedule your own Advanced course using interactive Jamboard including linking Specialties to your Advanced course.

Homework Assignment: Classmarker Standards and Dive Theory exams.

Day 6

(Before attending complete eLearning Risk Management and Legal Considerations/Managing Risk)

Open Water Training/Teaching Workshop
Using Jamboard link emailed to you. During this workshop, you'll apply creative thinking and good judgment to choosing and using

open water training sites. Difference between confined and open water supervision. Sequencing skills within Open Water dives and Adventure dives in different locations. Evaluating Open Water presentations.

Rescue Diver Course – Read through course standards in PADI Instructor Manual. Go through all Rescue exercises and scenarios.

Risk Management and Licencing Workshop
This workshop covers local regulations, insurance requirements, documents and paperwork, dive incident data (DAN). "How do you handle this?" workshop where you review forms and paperwork.

Homework Assignment: Prepare Knowledge Development Presentation #4 (O2 spec.)
Homework Assignment: Prepare Open Water presentation briefing (2 skills) Homework Assignment: Classmarker Dive Theory exam.

Day 7

(Before attending complete eLearning Business of Diving/How to Teach RDP – The RDP topic is very helpful)

Present Knowledge Development Presentation #4 (O2 Spec) – You present.

Present Open Water presentation briefing (2 skills) – You present.

Divemaster Course – Read through course standards in PADI Instructor Manual.

Sales Techniques and the Business of Diving Workshop – How to market PADI courses, licencing and sales techniques to help grow your business.

Dive Theory Workshop – Why dive professionals need to be proficient in dive theory. Remedial practice. Team teaching workshops acting as both instructor and student.

Homework assignment - Finish EFRI x 4 Knowledge Reviews.
Homework assignment – Classmarker Dive Theory exam (If needed)

Day 8

(Before attending complete all 4 EFR Instructor knowledge reviews from your EFR Instructor Guides – EFR Standards/Care for Children/ Human Body Systems and Medical Emergencies)

Emergency First Response Instructor Theory – EFRI Presentation. Go through already completed knowledge reviews x 4 in EFRI Instructor Manual. Go Through Student Knowledge Reviews and exam.

Close – Explain what comes next. In-water section of your IDC. The PADI IE procedures.

IDC PRACTICAL WORKSHOPS AT OCEAN TRIBE**Day 1****Morning- Class**

Orientation, paperwork, medicals etc
Dive Theory assessment exam #1

Afternoon Pool

400m swim, 10 min float
24 skills circuit
Rescue Ex 7 demonstration (CD)
Homework Prepare Knowledge Development Presentation #2 (#1 completed online)

Day 2**Classroom**

Present KDP #2
Dry run Confined Presentation #1 and #2
DSD Briefing practice
Afternoon-Pool
Confined Pres #1 and #2
DSD workshop part 2 confined
Homework Dive Theory exams plus prepare KDP #3 (no PLG –AWARE/PPB)
Also prepare 2 confined skills for tomorrow.

Day 3**Morning-Classroom & Pool**

Classroom- Present KDP #3
Pool- Confined 3 + 4
Afternoon- Pool & Classroom
Pool – Rescue workshop to incl.

Practice ex #2, #6 and #7
Ex #4
both overexertion and out of air
Class – Descent, Lift

bag and CESA workshop

Homework Prepare 2 skills for Open Water presentation tomorrow. Also Standards exam.

Day 4**Morning- Boat**

Open Water Presentation #1 (2 skills)
DSD workshop part 3 in Open Water
Deep Assessment and Advanced workshop
Rescue #7 practice
Afternoon-Pool
Confined #5 and #6
Rescue #7 practice
Homework Prepare 2 skills for Open Water Presentation tomorrow Also Dive Theory exam

Day 5**Morning- Boat**

Open Water Presentation #2 (2 skills)
CESA and LIFT BAG workshop
Rescue #2, #6 and #7
Rescue scenario? (Participate in #6,#7, #8 and #9)
Afternoon Classroom
Business and Sales workshop (if not completed online)
Emergency O2 KR or EFRI exams if time.
Homework Dive Theory/Standards exams

Day 6**Morning-Classroom**

EFR Instructor skills and exams
Emergency O2 Provider Instructor
Homework Prepare Open Water #3 (2 skills) for Mock tomorrow

Day 7 – MOCK IE

Morning- Classroom
Dive Theory and

Standards exams**Afternoon-Boat**

Open Water Presentation #3 (2 skills)

Rescue #7 assessment

Fun Dive!

Homework Prepare Knowledge Development
Presentation #4 and Confined presentations #7 and #8 for
Mock tomorrow.

Day 8**Morning Classroom**Knowledge Development Presentation
#4**Afternoon-Pool**

Confined Presentations #7 and 8

Mini skills circuit (5 skills)

Homework - Afternoon Relax and prepare for IE
tomorrow.

**Day 9 and Day 10 – Instructor
Exams****Day 11 Stay in bed!**

Course schedule is an example only not set in stone
and can be changed by environmental/candidate
conditions



Would you prefer to complete some of the knowledge parts of the PADI IDC online prior to arrival in Kenya? For those of you who are pushed for time or would like to enhance your IDC experience by preparing you for the in-water presentations, Our PADI IDC online training allows you to complete the PADI eLearning, classroom workshops, and some knowledge development presentations through online face-to-face interactions with PADI Course Directors. This allows you to be much more flexible with your IDC preparation training and devote more of the IDC to the practical part.

THE PADI IDC ONLINE LEARNING WORK THAT WOULD BE COMPLETED WOULD BE:

PADI IDC eLearning (to be completed in your own time)- This is the IDC eLearning assigned by PADI which consists of presentations and exercises to get you familiar with the PADI instructor development process. This should be completed before the live presentations from the PADI Course Director and IDC Staff Instructors.

EFR Instructor Course eLearning (to be completed in your own time)- The theory for the EFR Instructor course should be completed before the practical teaching presentations and skills demonstrations, which are done on the main practical IDC section of the program.

PADI ONLINE WORKSHOPS WITH PADI COURSE DIRECTOR

PADI IDC Orientation – Includes schedule for the week and what to expect from your PADI IDC both online and on the practical in-water presentations in Kenya.

IDC Systems Workshop-This workshop is designed to familiarise you with PADI System components and their uses. You will learn to use the PADI Instructor Manual and the PADI Guide to Teaching and other reference materials such as slates and student manuals, as well as the difference between standards and recommendations.

You will explore how to find what you need to know, do, or reference while conducting PADI programs using your PADI materials

IDC Learning and Teaching Workshop– On this workshop you will develop an understanding on the learning and instructional theories and how they are applied to scuba diver training within the PADI system. This includes:

- Why we use performance-based training and how we define the concept of “mastery learning”.
- Handling real-life situations and staying within PADI standards and the importance of using good judgement.

IDC ONLINE



DSD Workshop -On this workshop we will work on the practicalities of conducting the PADI Discover Scuba Diving experience program. The workshop will include:

- Reading through standards of the PADI Discover Scuba Diving in the PADI Instructor Manual.
- Reviewing and practicing how to conduct a DSD briefing
- Discussing confined and open water sessions and supervision styles and ratios.
- Learning how to register Discover Scuba Diving participants with eLearning using the PADI online processing centre (OLPC)

Knowledge Development Presentations Workshop– This workshop works on training in the classroom. The workshop will include:

- How to prepare and then present teaching presentations using the PADI system and what media support and other training aids can be used.
- Looking at the difference between prescriptive teaching and micro teaching.
- Preparing your first Knowledge Development Presentation
- Presenting your first Knowledge Development Presentation of the PADI IDC

Open Water Set-up and Scheduling Workshop-This workshop looks at preparing you to set up an schedule your own PADI Open Water Diver course. The workshop will include:

- Open Water Course Standard – Read through standards and scheduling options in the PADI Instructor Manual.
- Using Google Jamboard link emailed to you, you will work on virtual white boards to schedule PADI Open Water courses in different areas under different scenarios according to PADI Standards.

Knowledge Development Presentation #2 (Con-Ed Course) – You present your second knowledge development presentation of the PADI IDC.

Confined Water Training Workshop– During this workshop, you'll be getting creative and using good judgement to choosing and working on confined water training sites. This will include:

- You will decide on student and instructor positioning, confined site setup and skill sequencing for specific confined water dives on a number of different sites. You will use the virtual whiteboards on Google Jamboard to show how you would conduct the training.

Confined Water Teaching Presentations – On this workshop we will work together to prepare you for the confined water presentations that you will give on the PADI IDC and not the PADI IE. This will include:

- A review of the PADI evaluation slate that the staff will be using to assess your presentations.
- Using your teaching slates and lesson planning slate to prepare your first confined water presentation.
- Doing a dry run of the first confined water skill including the briefing and debriefing of the skill in preparation for when you give these in the pool.
- Confined water skill briefing – You present

Present Knowledge Development Presentation #3 (No PLG) – You present your third knowledge development presentation of the PADI IDC.

Advanced Open Water Course – This workshop will prepare you for teaching the PADI Advanced Open Water Diver course and will include:

- Read through PADI Advanced Open Water Diver course standards in the PADI Instructor Manual.

Con-Ed Workshop – On this workshop we will be examining working with the PADI continuing education system. This will include:

- Learning how to link courses according to PADI standards.
- Scheduling your own PADI Advanced Open Water Diver course using interactive whiteboard. This will also include how to link corresponding PADI Specialty Diver courses to your PADI Advanced Open Water Diver course.

Open Water Training/Teaching Workshop – During this workshop, you'll be getting creative and using good judgement to choose and arrange training sites for open water dives on PADI courses. The workshop will include:

- Difference between confined and open water supervision.
- How to sequence the skills within PADI Open Water Diver course dives and PADI Adventure dives in different locations.
- The difference between an open water presentation and a confined water presentation on the PADI IDC
- Preparing IDC Open Water presentations.
- Present Open Water presentation briefing (2 skills) – You present.

Rescue Diver Course – This workshop will prepare you for teaching the PADI Rescue Diver course and will include:

- Read through the PADI Rescue Diver course standards in the PADI Instructor Manual.
- Go through all Rescue exercises and scenarios

•
Risk Management and Licensing Workshop – This workshop covers the law and scuba diving. It will include:

- Local regulations and insurance requirements
- Required documentation and paperwork for PADI courses.
- Dive incident data from the Divers Alert Network (DAN)
- “How do you handle this?” workshop where you review example forms and paperwork.

Present Knowledge Development Presentation #4 (O2 Spec) – You present your fourth knowledge development presentation of the PADI IDC.

PADI Divemaster Course – This workshop will prepare you for teaching the PADI Divemaster course and will include:

- Read through PADI Divemaster and PADI Junior Divemaster course standards in PADI Instructor Manual.

Sales Techniques and the Business of Diving Workshop – This workshop will prepare you for the sales side of being a PADI Instructor and will include:

- How to market PADI courses
- Licencing regulations
- Sales techniques to help grow your business.

Dive Theory Workshop – Knowing your dive theory is an important part of being a PADI Instructor so you are in the position to answer “why”. This workshop will include:

- Why dive professionals need to be proficient in dive theory.
- Remedial practice on dive theory you need to go over.
- Team teaching workshops acting as both instructor and student.

Close – On this presentation your PADI Course Director will explain what comes next when you arrive in Kenya including:

- Logistics
- In-water schedule of your PADI IDC and EFRI programs
- The PADI IE procedures.

You would then complete the PADI skills circuit, swims, confined and open water presentation practice, and evaluation and knowledge development presentations on-site in Kenya, prior to entering the PADI IE (Instructor Examination) immediately following the IDC.

IDC ONLINE

WHAT WILL MY PADI IDC COST?

All rates are in United States Dollars except where stated in British Pounds, include VAT and are valid until 31-12-2023

PADI INSTRUCTOR DEVELOPMENT COURSE (IDC)	
	1 Person
PADI IDC & EFR Instructor	\$1250
PADI IDC Crewpack*	\$749
PADI IDC Water Work Only (Scuba Dive Online)	\$799
EFR Instructor eLearning	\$350
FEES- PADI IDC Application	£187
FEES- PADI Instructor Examination	£655
FEES- EFR Instructor Application	£118
PADI eLearning - Dive Theory Online (optional)	\$180
PADI SPECIALTY INSTRUCTOR COURSE	
PADI Specialty Instructor	\$150
FEES- PADI Specialty Instructor Application	£44/application
MSDT PREP (5 X PADI SPECIALTY INSTRUCTOR COURSE)	
PADI Specialty Instructor Course Package	\$449
PADI Specialty Instructor Digital Manual	£141
FEES- PADI Specialty Instructor Application	£175
PADI IDC STAFF INSTRUCTOR COURSE	
PADI IDC Staff Instructor	\$599
PADI IDC Staff Instructor Crewpack	£300/person
FEES- PADI IDC Staff Instructor Application	£86/person

*PADI IDC Crewpack includes Includes all eLearning Digital presentations plus the required, hard-copy slates.

Dive Career Internships

Packages from Any Diver Level to PADI Instructor



Passport to Work in Paradise

The adventure and pro package internships that are offered by Ocean Tribe at the dive bases in Kenya, have been designed with those who are taking a break in life or redirecting their career in mind. Such people include those of you on a GAP year, extended holiday or career change or break. There are many reasons that you might want to come and do one of our packages but they all involve doing something worthwhile and some can be used for future careers.

The go-pro dive packages and internships focus on developing aspiring scuba divers into PADI Divemasters and PADI diving instructors. The internships include everything that you need to be trained as a competent experienced dive professional right down to the tools of the trade such as a new set of dive gear and introduction to web design and job seeking assistance. Ocean Tribe is a PADI 5 Star Instructor Development Centre where most of the dive professionals in this part of the world are trained and the largest dive group in the region.



Why Become a PADI Dive Pro?

FLEXIBILITY

PADI's Training Standards and Teaching System are the perfect blend of structure and flexibility. We train you to be a dive professional capable of making judgments to meet the challenges of your geographic area and the needs of your students.

QUALITY

PADI's Dive Professional pathway will teach you to lead dives, train you what it takes to produce confident, comfortable divers and make you a valuable asset in a dive centre or resort.

RECOGNITION

PADI Dive Professionals are respected all over the world because for their reputation of creating divers. The fact that business education is part of the dive professional training adds no small part to this acknowledgment.

DIANI BEACH

Diani Beach is one of the most beautiful beaches in the world, frequently being listed in the Top 10 Beaches in the World. What a place to complete your scuba diving internship. Diani town/village is basically a straight line running along the beach with tourist activities blended with local Kenyan culture. There is loads to do when you are not taking advantage of the excellent scuba diving and snorkelling, from camel rides, skydiving, kitesurfing, fishing trips or just general beach chilling.

Mombasa is a short matatu (minibus) ride away where you can experience the noise, bustle and history of the city and check out the markets and cultural monuments to be found there.

Whilst Diani is not a concrete jungle of nightlife, there are some cool beach bars, lounges and discos to found with loads of like-minded people. We promise that you won't be sad if you miss your flight to leave!

Diani is close to Shimba Hills National Park for close safaris, or we can also arrange overnight trips to Tsavo and the other Kenyan national parks, as well as expeditions to climb Mt Kilimanjaro & Mt Kenya or go white-water rafting or kayaking up-country. There is always something to do and experience in this wonderful country.

HOW TO GET TO DIANI

By Air

Flights run daily from Jomo Kenyatta International Airport to Ukunda (Diani Airport). There are also flights from Nairobi Wilson to Ukunda Airport.

The airlines which fly the route are:

Jambojet, Safarilink, Skyward Express, East African Air

By Rail

Take the SGR from Nairobi to Mombasa. You can then get a taxi or shuttle from the SGR terminus at Mombasa to Diani.

By Road

You can catch an overnight bus from Nairobi to Ukunda. This is a long trip taking around 12 hours but normally the most cost effective way to get to Diani.

Ocean Tribe can arrange taxis and transfers too.

It is also possible to get Ubers in Mombasa although the Uber map calculation might not take the ferry into account and calculate a longer route.

About The PADI Go Pro Internships

Packages Designed to Produce Excellent PADI Professionals

The PADI Go Pro internship packages in Kenya with Ocean Tribe are designed for all starting levels from beginners working all the way up, to Rescue Divers starting their Pro Training.

The internships cover a range of courses including your core PADI Diver Courses from Open Water to Rescue Diver but also first aid courses, specialty diver courses, and the pro level PADI Divemaster and PADI IDC courses, when you learn to work in scuba diving.

You can even learn to teach non-diving courses with the Emergency First Response Instructor program, meaning you can offer first aid training around the world outside diving. This is coupled with work experience along the way in the African paradise destination of Diani Beach and other Kenyan hotspots.

Our combination of dive courses ensures that you emerge from the internship a very well-qualified dive professional.



Who can do the Internships?

The Ocean Tribe Go Pro internships have been designed with many groups in mind.

- The diving enthusiast who would like to turn a passion into a career
- GAP Year students looking for that experience with a difference and a resulting qualification from it.
- People looking for that career change away from the 9-5 lifestyle
- Career breaks
- Military Resettlement
- Simply those who are looking for a job that can be used in some of the worlds most exciting and exotic locations and a job that can be taken from place to place with your skills being useful all around the world

Internships offer the full selection of PADI courses to bring out interns as extremely well rounded divers.

Internship Itinerary

Start - Arrival at the Coast

Pickup from Mombasa or Ukunda airport and transport to Diani to get you settled in at the dive intern accommodation and orientated to the dive school

Week 1- Orientation and Open Water Course

Days 2 & 3 are spent acclimatising yourself and finding out about the local area around Diani. If you are being fitted out for dive your own equipment in Kenya this will happen on day 2. You will also run through your training schedule with the internship manager and also find time to study your PADI Open Water digital materials. On day 4 it is time to start diving with the PADI Open Water Diver course which will take place over 4 days.

Week 2- Begin to Get Advanced

PADI Advanced Open Water diver course (2 days) and just get out fun diving to get experience and build your dive count. Begin PADI Specialty diver courses to be completed by the end of your program (5 in total)

Week 3- Learn Your Rescue Skills

EFR and CPR training (1 day) followed by PADI Rescue Diver course (3 days) and some more recreational dives and relaxation.

Week 4- Begin the Divemaster Training

Dive theory. Log more experience dives and practice your staged diving skills.

Week 5- Get More Specialised and Experienced

2 x PADI Specialty Diver Courses and logging experience dives

Week 6- Divemaster Course

Now we're getting responsible. Begin Your PADI Divemaster course and the entry level to professional diving.

Weeks 7-10 - Divemaster Trainee

Assist with leading divers and gaining experience, all the time logging more dives.

Weeks 8-12 - Divemaster Certification and Work Experience

Once you complete the Divemaster course its time for work experience with Ocean Tribe instructors.

Week 13-15 - PADI IDC

IDC Preparation course, EFR Instructor Course, PADI IDC and PADI Instructor Examination to become an PADI Diving Instructor.

Week 16- PADI Instructor Con-Ed

PADI Specialty Instructor Courses and PADI Team Teaching with another PADI Dive Instructor to introduce you to teaching a PADI dive course.

NOTE: This is a sample itinerary and bespoke itineraries are available

OPTIONAL
SCUBA DIVING
EQUIPMENT
PACKAGE
INCLUDED
GEAR



ALADIN H MATRIX
COMPUTER

With its compact size and intuitive data display, the new SCUBAPRO Aladin H (Matrix) is a sharp-looking and full-featured dive computer targeted to avoid recreational divers looking for a convenient air-integrated DC. Featuring a metallic faceplate and easy-to-read segmented display on top and middle rows, and a matrix display on the bottom row, the SCUBAPRO Aladin H's (Matrix) full air integration eliminates the need to carry a separate submersible pressure gauge. Add the on-board digital compass and you have an ultra-compact, full-function, hose-attached dive computer.



PADI®

What's Included in Internship Packages?



MK2 EVO / R095 +
R095 OCTO
REGULATOR

With increased airflow and improved freezing resistance on this evolved, work-horse regulator system, the Mk2 Evo/R095 is a fantastic choice for new divers and dive centres embarrassing many top-end competitors. Our R095 2nd stage and Octo have a pre-tuned Venturi-initiated Vacuum Assist for uncomplicated use.



SCUBAPRO ECCO
MASK

This no frills twin-lens mask offers good field of view to enjoy the underwater sights, low volume so it's easy to clear, and a liquid silicone skirt that's both comfortable and seals water out. What more could you ask for from an inexpensive mask.

GO PRO PADI DIVEMASTER

INCLUDED

- PADI Open Water Diver Course
- PADI Advanced Open Water Diver Course
- Emergency First Response Primary & Secondary Care
- Emergency First Response Care for Children
- PADI Rescue Diver Course
- PADI O2 Provider Course
- PADI Adaptive Diver Course
- PADI Divemaster Course
- All eLearning & Physical PADI Materials
- All PADI certification fees & Applications

OPTIONAL EXTRAS

- 5 PADI Specialty Diver Courses
- PADI Master Scuba Diver
- Accommodation
- Full set of your own BRAND NEW Scuba Equipment
- African Safari
- Kiteboarding Course
- EFR Instructor Course

Inclusions are based on Starting Diver Level



SCUBAPRO T-ONE BCD

The new T-One front-adjustable BCD is targeted to the global rental market. It is simple in design, easy to use, and provides substantial lift capacity, making it the ideal choice for beginners during their dive classes, as well as for avid recreational divers who prefer to rent their dive gear when travelling to prime dive destinations. The T-One is also built rugged, able to stand up to intensive use under extreme conditions



SCUBAPRO SCUBABOOT & OCEAN TRIBE 3MM SHORTY WETSUIT



PADI



SCUBAPRO GO FINS

GO Traveling, GO Diving, GO Snorkeling – with the GO fin. This travel fin combines the fitment benefits of an open heel fin, with the comfort and barefoot freedom of a full foot fin. The GO is lightweight yet virtually indestructible, plus it's a fast and nimble performer in the water. It's also designed to fit easily in IATA carry-on compliant luggage, making it the ideal fin for divers, snorkelers and swimmers who enjoy traveling.



SCUBAPRO APNEA SNORKEL

Made from flexible, non-toxic silicone, the upper barrel on this versatile surface breather can be removed if you prefer to use a shorter pipe. The snorkel easily attaches to your mask strap when being used. When not needed, it can be folded and stowed in an accessory pocket.

GO PRO PADI INSTRUCTOR

- PADI Open Water Diver Course
- PADI Advanced Open Water Diver Course
- Emergency First Response Primary & Secondary Care
- Emergency First Response Care for Children
- PADI Rescue Diver Course
- PADI O2 Provider Course
- PADI Adaptive Techniques
- PADI Divemaster Course
- EFR Instructor Course
- PADI IDC
- All eLearning & Physical PADI Materials
- All PADI certification fees & Applications

OPTIONAL EXTRAS

- 5 PADI Specialty Diver Courses
- PADI Master Scuba Diver
- PADI Specialty Instructor Courses
- Accommodation
- Full set of your own BRAND NEW Scuba Equipment
- African Safari
- Kiteboarding Course

Inclusions are based on Starting Diver Level

INCLUDED

DIVEMASTER INTERNSHIP PRICES

DIVEMASTER INTERNSHIP

	Beginner	Already Open Water	Already Advance O/W	Already Rescue
Core Courses & Dives	\$2999	\$2699	\$2399	\$1899
Duration	From 3 months	From 2 months	From 2 months	From 1 month

INTERNSHIP BOLT ONS

Self Catering Accommodation	From \$249/month
Brand New Dive Equipment Package	\$1399
5 PADI Specialty Courses & PADI Master Scuba Diver Rating	\$999

INCLUDED PADI COURSES

INCLUDED PADI MATERIALS

PADI Open Water Diver	PADI Open Water Diver Touch
PADI Advanced Open Water	PADI Advanced OW Touch
EFR Primary & Secondary Care	EFR Primary & Secondary Care Manual
PADI Rescue Diver	PADI Rescue Diver Touch
PADI O2 Provider	PADI Divemaster Crewpack*
PADI Adaptive Dive Partner	
PADI Divemaster	

*Only materials for courses included in individual packages are included.

*PADI Divemaster Crewpack includes: *PADI Laptop Bag, PADI Instructor Manual, Encyclopedia of Recreational Diving, Divemaster Manual, Divemaster Slates, DSD Cue Card, e-RDPML Touch Code*

OTHER INCLUSIONS

Ocean Tribe T-Shirt, Ocean Tribe Water Bottle, Dry Bag, SMB, Pocket Mask

PADI INSTRUCTOR INTERNSHIP PRICES

All rates are in United States Dollars, include VAT and are valid until 30-04-2021

PADI INSTRUCTOR INTERNSHIP

	Beginner	Already Open Water	Already Advance O/W	Already Rescue
Core Courses & Dives	\$5999	\$5699	\$5299	\$4899
Duration	From 6 months	From 4 months	From 3 months	From 2 months

Prices include PADI certification fees and PADI eLearning / physical student materials for the course.

INTERNSHIP BOLT ONS

Self Catering Accommodation	From \$249/month
Brand New Dive Equipment Package	\$1399
5 PADI Specialty Instructor Courses	\$449

INCLUDED PADI COURSES

INCLUDED PADI MATERIALS

PADI Open Water Diver	PADI Open Water Diver Touch*
PADI Advanced Open Water	PADI Advanced OW Touch*
EFR Primary & Secondary Care	EFR Primary & Secondary Care* Manual
PADI Rescue Diver	PADI Rescue Diver Touch*
PADI O2 Provider	PADI Divemaster Crewpack*
PADI Adaptive Techniques	EFR Instructor Manual*
PADI Divemaster	PADI IDC Crewpack*
EFR Instructor	
PADI IDC	

OTHER INCLUSIONS

Ocean Tribe T-Shirt, Ocean Tribe Water Bottle, Dry Bag, SMB, Pocket Mask

*Only materials for courses included in individual packages are included.

*PADI Divemaster Crewpack includes: PADI Laptop Bag, PADI Instructor Manual, Encyclopedia of Recreational Diving, Divemaster Manual, Divemaster Slates, DSD Cue Card, e-RDPML Touch Code
PADI IDC Crewpack includes Includes all Digital presentations plus the required, hard-copy slates

Frequently Asked Questions (FAQs)

How Much Do I Pay For My Flight to Kenya and Who Do I Fly With?

A Flight to Kenya from the UK or Europe should be around £500 GBP. This can vary depending on the time of year and how soon in advance you book it etc.

Either go directly to the airline's websites listed below or visit sites such as www.momondo.com.

The airport you need to fly to is Nairobi (NBO).

From Nairobi Jomo Kenyatta International Airport or Wilson Airport, you can get a short flight down to Ukunda Airport (UKU). The Ukunda Airport is located minutes from the dive centre.

Wilson Airport is located about 10km from JKIA and about a 15-minute taxi ride. You should pay attention to the connection times as in many cases an overnight stay in Nairobi might be required, depending on the arrival time of your

international flight.

Alternatively, some international carriers fly directly to Mombasa Airport (MBA) and you can travel from Mombasa Airport to Diani which is about 40km.

Ocean Tribe can also arrange your flight to Kenya for you and cover all logistics. Contact us for more details.

International Airlines

Kenya Airways, British Airways, China Southern Airlines, Emirates, Ethiopian, Lufthansa, Air France/ KLM, Air Arabia, Gulf Air, Turkish Airlines, Swiss International Airlines, Qatar Airways, Etihad Airways, Saudia, Egypt Air, South African Airways, Air Kenya, Rwandair

Kenya Domestic Airlines

Jambojet, Safarilink, Fly 540, East African, Skyward Express, Kenya Airways

Do I need any Vaccinations to Travel to Kenya? What About Medications?

Regarding vaccinations to travel to Kenya, we recommend that you ask your doctor about this before coming.

Generally, Hepatitis, Typhoid, Polio and Tuberculosis shots are required. Yellow Fever inoculations are also required by many countries when arriving from Kenya so it is a good idea to have them.

You might want to consider taking anti-malarial tablets for the duration of your stay. It is a good idea to consult your doctor about this 4-8 weeks prior to coming to Kenya. If you take prescribed medication then bring enough with you. Make sure these are clearly labelled with a doctor's prescription/ Although it is fairly easy to get most medicines in Kenya, it will provide you with peace of mind with proven medicines.

Do I Need a Medical to Dive?

A medical to dive is required for all divers with any pre-existing medical conditions, which might be contradictions to diving safely

When you arrive here before you start your training we will ask to fill out the Medical Statement either physically or via our online medical declaration. This will then be assessed to see if a doctor's approval is required for diving. For your diving professional programs, we require a medical form signed and stamped by a licensed doctor.

We recommend that you print off and get the medical to dive evaluation done and a couple of copies signed by your family doctor before coming to Kenya. The Medical Statement applies to every course and can be downloaded. Genuine medical statements, not copies have to be submitted to PADI for the IE and Instructor Application.

How Long Does My Dive Training Take? Why Is the Internship 7 Months From Beginner to Instructor?

How Long Does My Dive Training Take? Assuming that you will want some time away from diving and a day or two off a week then you need to allow yourself time to fit in all of your courses and get the dives that you need in. The guides provided from each starting level for each internship give a good indication of how much time you will need although in certain cases they can be done quicker.

The full Beginner to Instructor Internship lasts 7 months to allow you time to acclimatise when you arrive and complete your PADI Open Water Diver Course.

There must be a period of at least 6 months between the completion of your Open Water course and your PADI IDC/IE so this allows you to meet this requirement if you are starting from the beginning. During this time you complete the other programs and rack up a large number of dives.

Some of our interns leave will well over the required amount of 100 dives.

- 40 Logged Dives are required to start the PADI Divemaster Course
- 60 Logged Dives are required as part of the PADI Divemaster Course certification.
- 100 Logged Dives are required to enter a PADI Instructor Exam

What is my PADI Instructor / Divemaster Qualification Worth after I finish the Program?

PADI diving qualifications are among the most widely recognized worldwide and can be used anywhere in the world.

PADI Instructor

The PADI Open Water Scuba Instructor (OWSI) rating is the first PADI Instructor level attained by dive professionals. During their training, instructor candidates review PADI Standards, procedures, philosophies and teaching methods, as well as hone their practical teaching

ability, watermanship, and diving knowledge.

After successfully completing a PADI Instructor Examination (IE), OWSIs take responsibility for introducing people to scuba diving through various PADI programs and courses.

Teaching status PADI Open Water Scuba Instructors may conduct a range of PADI programs from Discover Scuba Diving up to Divemaster (except or specialties which require specific Specialty Instructor ratings).

PADI Divemaster

The divemaster rating is the first PADI Pro Membership level. PADI Divemasters supervise diving activities for certified divers, assist instructors with training student divers, and instruct skin diving and snorkelling.

This rating denotes an individual who has exemplary diving skills and role model behaviour, solid rescue skills, professional-level knowledge of dive theory, dive management and supervision abilities,

and competence as a certified assistant.

What is there to do when I'm not diving?

Wow where do we begin? There is so much to do in Kenya, starting from the famous safaris, which can be included as bolt!on or as part of your internships, to the famous games parks of Kenya. Obviously down here at the coast there are fabulous water sports, skydiving, kiteboarding & fishing as well as cinemas, shopping areas and restaurants. If it is an outdoor activity then it can probably be done in Kenya and you should also take the time to see the wonderful Swahili culture, dating back to the Omani occupation hundreds of years ago.

Do I Need Dive Insurance?

Dive insurance can be provided through most travel insurance packages. You should make sure you check how much you are covered for though. Items to be checked should be regarding to dive limits, type of diving and depth.

We recommend Divers Alert Network (DAN), who can provide dive insurance packages up to professional level and the top packages will cover you for non-diving related conditions.

For divers who are enrolled on our professional dive courses such as the PADI Divemaster Course and the PADI IDC, you can look at Professional Dive Insurance. This is a requirement to work in a number of countries following on from your dive training and to be an active PADI member. It is recommended for all dive professionals, no matter where they are working.

For both Sport and Professional dive insurance policies, non-diving activities and considerations can be covered.

It is a good idea to carry insurance in the unlikely event that anything were to happen to you, you are definitely covered.

[Click on the link to sign up for dive insurance.](#)

What Are The Procedures for First Aid and Diving Accidents?

Procedures for First Aid and Diving Accidents are taken seriously at Ocean Tribe. All our dive staff are fully trained in First Aid and CPR. We have an emergency action plan enacted by all staff in the event of an emergency.

Boats all carry emergency oxygen cylinders and a well equipped first aid kit. They carry life jackets and rescue lines with a buoy. Tour leaders and dive professionals carry out extensive dive safety and roster procedures with boat cover available at all times.

The nearest recompression chamber for Ocean Tribe is just down the road in the Kenya Naval Yard in Mombasa.

As a general note, it is a

good idea to bring your own small first aid kit with you for dealing with minor scrapes and illnesses. Other good things to bring include mosquito repellent and anti-malarial tablets (not Larium).

What is the banking system like for me to have access to my money?

Almost all the Kenyan banks now have ATMs at most branches. The most reliable machines for international withdrawals are acknowledged as being at the NCBA, Standard Chartered, Barclays Bank, who have a large network of ATM in most Kenyan towns and support Visa, MasterCard and Cirrus International networks.

If you need to get money sent from home then there are Western Union and Moneygram offices and it is always a good idea to have some international travellers checks in the event of an emergency.

Ocean Tribe recommends using Transferwise and World Remit to send money

to yourself into an MPESA account. Interns will be taken to get a Safaricom SIM card for their mobile phone on arrival and this can be set up with MPESA mobile money payments. These are accepted by all businesses and tradesmen in Kenya and is an easy way to not have to carry cash. It is also cheaper to send money from your home debit or credit card to the MPESA account via World Remit than it is to make an ATM withdrawal.

Is Kenya a good place to bring families?

With a number of the Ocean Tribe staff, being born and raised in Kenya we can definitely say yes to this. The Kenyan people are immensely friendly and it is a great environment to bring a family to. It is possible to find childcare here and there are also international schools and nurseries.

What is the local communication infrastructure (mobile phones, internet etc) like?

Kenya has a modern up to date communications network. When you get here we will take you to buy a local SIM card for your mobile, which can go into unlocked mobiles. You can buy mobile phones here fairly cheaply, if you do not want to bring your mobile from home. Those on International roaming can receive calls although this is more expensive and is not recommended as bills can skyrocket quickly.

There is Wifi in the dive centre and it is very easy to communicate with the outside world via WhatsApp, Skype, Facebook and other social networks. The pay as you go data roaming on your mobile accounts is relatively cheap and you can also purchase data SIM cards with unlimited data for watching movies, in your leisure time.

What are the local voltage and pin types?

Kenya's voltage is 220/240AC, 50 Hertz. The plugs in are generally of a three!pin type with two parallel flat pins and a ground pin, the same as is used in the UK. Bring a universal adapter to run any electrical items if necessary.

How can I build up my experience following my internship? Can I stay on for work experience?

We offer a variety of experience packages for new instructors following the successful completion of their Instructor Evaluation (IE) including Specialty Instructor, Master Scuba Diver Trainer, IDC Staff Instructor and Master Instructor.

We encourage you to take advantage of these programs and build up your experience as an instructor before going out and working as an instructor and also to get the opportunity to work with our really experienced instructors and learn from them to help make you a more confident instructor yourself.

What is the Cost of Living?

The average cost of living / month is around \$500 US (with your accommodation included). It all depends on how much you are out and about, what activities you are doing etc. You will be studying some of the time and diving a lot of the time but bear in mind what you want to do with the rest of the time and budget accordingly.

Food

Kenya has a wide range of different cuisines available including western food. While you will have to go to Mombasa to find the large chain fast food joints, you will be taken on a tour of the local area by Ocean Tribe interns and shown the best places to eat.

Clothes

You do not need to bring a big wardrobe to Kenya. Bear in mind what you will need. You will be in a dive environment most days or a beach resort the rest of the time. You might want a couple of things for going out but it can be better to

buy things here in Kenya. (And as a result not have to worry a lot about the excess baggage charges on flights). Clothes can be fairly cheap here with open!air markets selling shirts and tops from a few hundred shillings, and jeans for not much more. At the more up market department stores shirts and T's are 1000 shillings upwards. Any clothes you feel you can't do without then it is a good idea to bring them with you.

Drinks

A bottle of local beer (Tusker, Pilsner, Whitecap) will set you back about 200-300 shillings in a bar. Foreign beers (except) are more expensive and harder to find.. Spirits are usually 200 to 300 bob a glass (plus mixer).

Getting Around

Most of the interns use local transportation such as motorbike taxis, tuk tuks and matatus (local minibuses) for going short distances. For longer distances taxis can be arranged but these can be a little pricey if you are on a serious budget.

For getting around East Africa there are options like the train, the inter-city buses that run or the low cost airlines from Ukunda to Nairobi. The national airline Kenya Airways also operates flights from the coast to up-country.

What Entertainment and Nightlife is there in Diani?

Diani is one of the main tourist areas in Kenya, however still maintains a beach island feeling. There are a few discotheques in the area for dancing although the popular Piri Piries, Tiki Bar, Salty Squid, and Nomads Beach bar are the main hangouts for divers and locals alike. There are also backpacker bars and loads of fabulous restaurants to choose from.

What should I do to keep myself safe?

When in Kenya you should avoid carrying anything valuable when you are out and about. Anything of serious value we can keep for you in a safe at the office such as passports, and you

should not carry too much cash on you at the risk of pick-pockets. The best course of action is simply to keep your wits about you, especially at night. But by and large Kenya is a fairly safe country by African standards. For more information see:

<http://www.lonelyplanet.com/kenya/practical-Information/health>

“So many of our dreams first seem impossible, then they seem improbable and when we summon the will they soon become inevitable”

Christopher Reeve